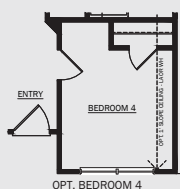
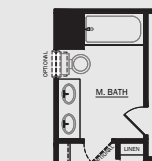


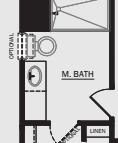
First Floor



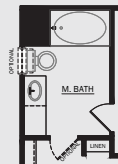
OPT. BEDROOM 4



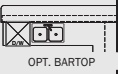
OPT. M. BATH DOUBLE BOWL SINK



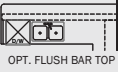
OPT. 60" SHOWER



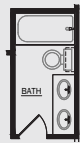
OPT. SOAK TUB W/ SHWR HEAD



OPT. BARTOP



OPT. FLUSH BAR TOP



OPT. BATH 2 DOUBLE BOWL SINK



OPT. HVAC CLOSET

# RC Chadwick

**3 BED • 2 BATH  
2 CAR GARAGE**

Drawing is an artistic rendering only. Actual home, options and floorplans may vary from rendering and by community. Optional elevation drawings on reverse side.



A LENNAR COMPANY

# ELEVATIONS



RC Chadwick Elevation A



RC Chadwick Elevation B



RC Chadwick Elevation C



RC Chadwick Elevation D